

GOVERNMENT OF INDIA
ARCHÆOLOGICAL SURVEY OF INDIA
ARCHÆOLOGICAL
LIBRARY

ACCESSION NO. 8861

CALL No. 617.91780954/MuK

D.G.A. 79



~~D 5026 (8)~~

Vol 2

THE
Surgical Instruments of the Hindus





~~AN~~
~~4586~~

THE
**SURGICAL INSTRUMENTS
OF THE HINDUS**

WITH

**A Comparative Study of the Surgical Instruments of
the Greek, Roman, Arab and the Modern
European Surgeons**

8861

BY

GIRINDRANĀTH MUKHOPĀDHYĀYA, B.A., M.D.

*Fellow of the Calcutta University, McLeod Gold Medalist in Surgery, Formerly
Lecturer on Surgery, Calcutta Medical School and College of Physicians
and Surgeons (Bengal), Member of the Asiatic Society of Bengal,
Life Member and Professor of Botany, Indian Association
for the Cultivation of Science, Examiner,
Calcutta University.*



Griffith Prize Essay for 1909

In Two Volumes

Vol. II



396 Illustrations in 82 Plates

617.91780954

Muk

Published by the Calcutta University

1914



CENTRAL ARCHAEOLOGICAL
LIBRARY, NEW DELHI.

Acc. No. 8861

Date..... 18.7.57

Call No. ~~.....~~
617.91780954

Muk 617.91780954

PRINTED BY ATULCHANDRA BHATTACHARYYA *Muk*

AT THE

CALCUTTA UNIVERSITY PRESS

Senate House, Calcutta.



PREFACE

Much trouble has been taken with our illustrations, but the author is fully conscious of their many defects. I am greatly indebted to several authors mentioned in the legends to the plates as the readers will find certain of their illustrations copied in this volume. It was found necessary in a comparative study of the surgical instruments used by the different nations of the world. It has been my wish to render due credit to all persons for the illustrations by which they may severally have contributed to the advancement of our knowledge of the subject, and I have never assumed to myself drawings, which belong to others. For those illustrations, not otherwise acknowledged, the author is solely responsible.

For his skill and patience in drawing and printing these figures I am glad to take this opportunity of thanking Mr. K. V. Seyne.

The author deems it a pleasant duty to express his thanks to the University of Calcutta for the liberality displayed in the matter of illustrations.

80, RUSSA ROAD NORTH,
Calcutta, February, 1914.

} G. N. MUKHOPĀDHYĀYA.

ABBREVIATIONS

- Adams : The Genuine Works of Hippocrates. Translated by Francis Adams, LL.D. in two volumes. (Sydenham Society).
- A. H. : Catalogue of Surgical Instruments and Appliances. Allen and Hanburys Ltd. 1903.
- A. S. : Catalogue of Surgical Instruments and Appliances. Arnold and Sons. 1895.
- Anderson : See Wellcome.
- B. B. : Surgical Instruments and Appliances. Burgoyne, Burbidges & Co.
- C. C. G. : Collection de Chirurgiens Grecs. Bibliothèque Nationale. Paris.
- Erichsen : The Science and Art of Surgery. By Sir John Eric Erichsen Bt., F.R.S., LL.D. Tenth Edition. 1895.
- Esmarch : The Surgeon's Handbook of the Treatment of Wounded in War. By Dr. Friedrich Esmarch.
- Heath : Minor Surgery and Bandaging. By C. Heath, F.R.C.S. Second Edition.
- I. M. G. : Indian Medical Gazette, 1904.
- K. S. : Catalogue of Surgical Instruments. Kny-Scheerer & Co.
- Milne : Surgical Instruments in Greek and Roman Times. By T. S. Milne, M.A., M.D., 1907.
- Porter : The Surgeon's Pocket-Book. The Best Treatment of Wounded in War. By Surgeon-Major T. H. Porter. 1891.
- Princep : Princep's (Thomas') Indian Antiquities.

- Swain : Surgical Emergencies. By W. P. Swain,
F.R.C.S. Third Edition. 1880.
- Thakore Saheb : History of Aryan Medical Science. By H. H.
Sir Bhagvat Singh Jee., K.C.I.E., M.D.,
D.C.L., LL.D., F.R.C.P.E. Thakore Saheb
of Gondal. 1896.
- Waggett : Diseases of the Nose. By E. B. Waggett,
M.A., M.B., B.C. 1907.
- Wellcome : Third Report of the Wellcome Research
Laboratories at the Gordon Memorial College,
Khartoum.
- White : The Veterinary Art. By James White. 1851.
-

CORRECTIONS

Page	37	Plate	XIX	Fig.	5	Read	Samipatra	for	Amipatra.
"	88	"	XLIV	"	2	"	3	"	2
"	88	"	XLIV	"	3	"	2	"	3
"	103	"	LII	"	209	"	4	"	209
"	108	"	LIV	"	5	"	6	"	5
"	108	"	LIV	"	6	"	5	"	6
"	157	"	LXXIX	"	5	"	5	before	—.

THE SURGICAL INSTRUMENTS OF THE HINDUS.

PLATE I.


FIGURE.		PAGE.
1.—Śilā or Whetstone	80
2.—Instrument box	80
3.—Instrument box of the Greeks.		
Milne. Plate IV.	80
4.—Instrument box (modern) A. H. Fig. 223	80

The Surgical Instruments of the Hindus.

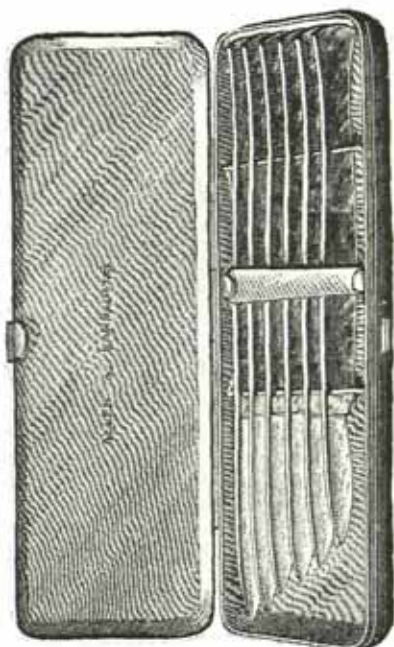
Plate I.



1



2



3



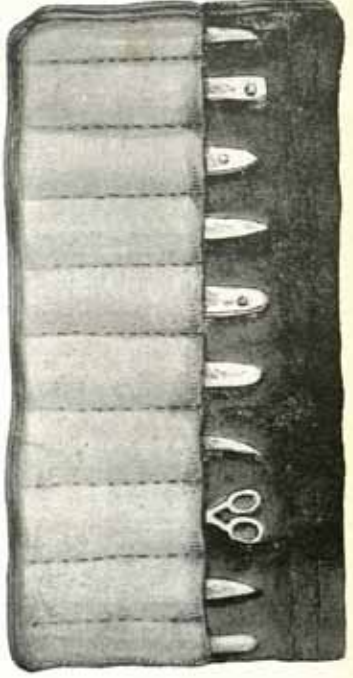

4

PLATE II.

FIGURE.		PAGE.
1.—Śastrakośa or Instrument case of leather	...	80
2.—Śastrakośa as used by the barbers of India in the present time	80
3.—Modern Instrument case. A. H. Fig. 568.	...	80


The Surgical Instruments of the Hindus.

Plate II.



1

2



3

THE SURGICAL INSTRUMENTS OF THE HINDUS.

PLATE III.

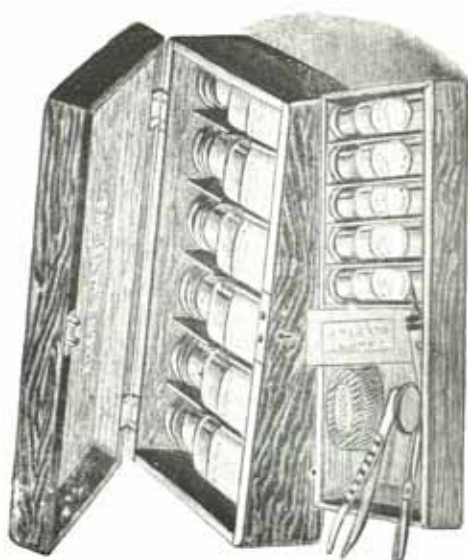
FIGURE.		PAGE.
1.—Box for Ointment pots	82
2.—Box for Medicine (Modern) A. H. Fig. 9740	...	82
3.—Medicine Box. Greek. Milne. Pl. LIV	...	82
4.—Ointment Sticks in case	83
5.—A case for probes (Modern) A. H. Fig. 1715.	...	83

The Surgical Instruments of the Hindus.


Plate III.



1



2



3



4



5

(6)

THE SURGICAL INSTRUMENTS OF THE HINDUS.

PLATE IV.

FIGURE.	PAGE.
1.—Bag with shoulder strap containing the Medicine boxes and Instrument cases	... 85
2.—Bag with Instruments (Modern) A. H. Fig.	... 84
3.—Operation Table 86
4.—Operation Table (Modern) A. H. Fig.	... 86
5.—Jānumātrāsana or Operation stool 86
6.—Operation stool (modern). A. H. Fig. 90.	... 86

The Surgical Instruments of the Hindus.

Plate IV.

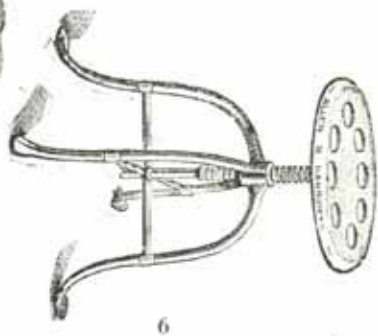
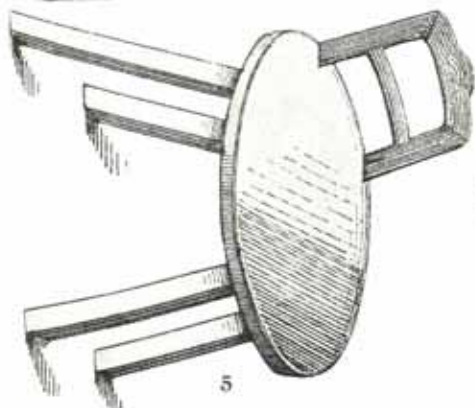
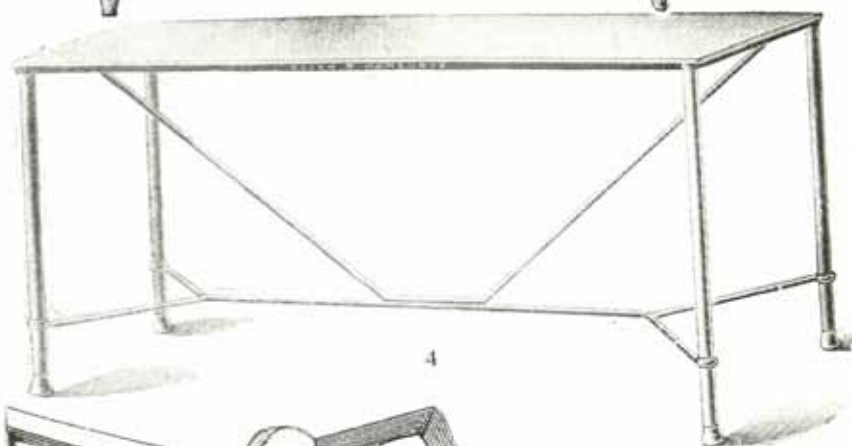
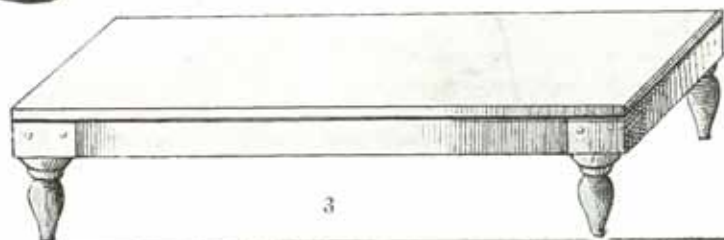


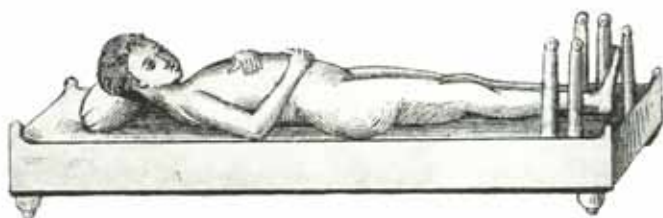
PLATE V.

KAPĀṬA-ŚĀYANA OR FRACTURE-BED OF THE HINDUS.

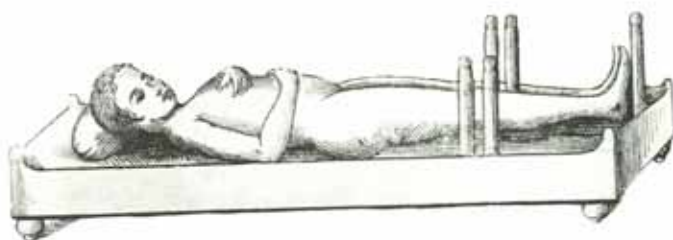
FIGURE.	PAGE.
1.—Kapāṭa-Śāyana for fracture of the bones of the leg. 5 pegs: 2 on each side of the ankle, one supports the foot ...	87
2.—Kapāṭa-Śāyana for fracture of the thigh bone. 5 pegs: 2 on each side of the knee-joint, one under the foot ...	87
3.—Kapāṭa-Śāyana for fracture of the thigh bone or dislocation of the hip-joint. 5 pegs: 2 on each side of the hip joint, one under the foot ...	87

The Surgical Instruments of the Hindus.

Plate V.



1



2



3

PLATE VI.

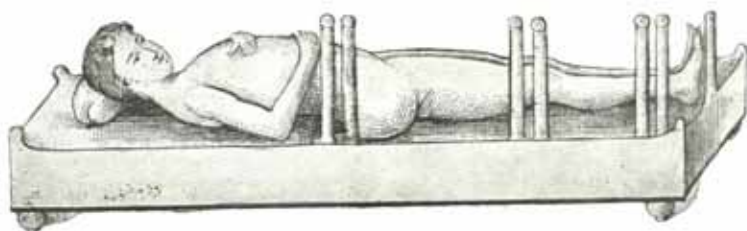
FIGURE.

PAGE

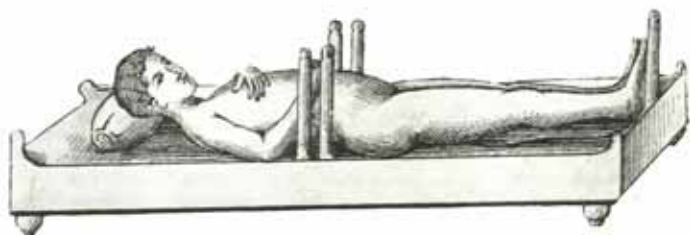
- | | |
|--|--------|
| 1.—Kapāṭa-Śayana for a double fracture of the thigh bone and bones of the leg. 7 pegs: 2 on the outer side of the hip, knee and ankle joints respectively, one under the foot | ... 87 |
| 2. Kapāṭa-Śayana for fracture and dislocation of the spinal column. 5 pegs: 2 on each side of the spine, one under the foot | ... 87 |
| 3.—Kapāṭa-Śayana for fracture and dislocation of the bones of the thorax. 5 pegs: 2 on each side of the chest, one under the foot | ... 87 |
| 4.—Kapāṭa-Śayana for fracture and dislocation of the clavicle. 5 pegs: 2 on each side of the shoulder joint, <i>i.e.</i> , 2 on the outer side of the shoulder and 2 in the axilla, one under the foot | ... 87 |

The Surgical Instruments of the Hindus.

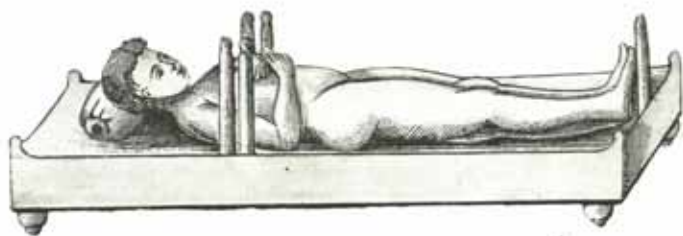
Plate VI.



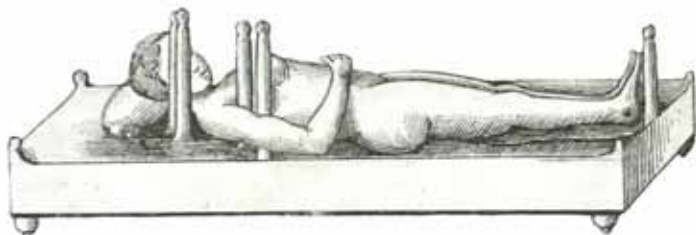
1



2



3



4


PLATE VII.

FIGURE.	PAGE.
1.—The Scamum Hippocratis <i>or</i> Bench of Hippocrates, as represented by Andreas a Cruce (<i>Officina Chirrugica venetiis</i> , 1596)	... 88
2.—The same as represented by M. Littré	... 88
A. A board, 6 cubits long, 2 broad and 12 inches thick ; not 13 as incorrectly stated by M. Littré.	
B. The feet of the Axles, which are short.	
CC. Axle-trees.	
DD. Grooves 3 inches deep, 3 broad, seperated from one another by 4 inches.	
E. A small post <i>or</i> pillar, fastened in the middle of the machine in a quadrangular hole.	
F. Pillars a foot long.	
G. A cross-beam laid on the pillars FF, which can be placed at different heights by means of holes in the pillars.	

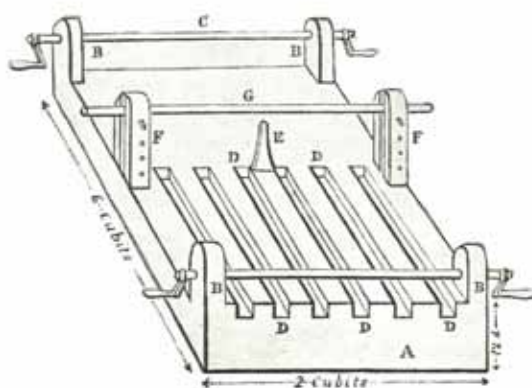
Adams. Vol. II. Pl. IV. Fig. 1 & 2.

The Surgical Instruments of the Hindus.

Plate VII.



1.



2

2.

PLATE VIII.

FIGURE.	PAGE.
1.—Representation of the mode of reducing dislocation of the thigh outwards, as given by M. Littré (<i>Œuv. d'Hipp.</i> , tom. iv, p. 305) ...	89
<i>A mistake in the figure given by M. Littré is here corrected.</i>	
A. A lever applied to the nates of the luxated side, and acting from without inwards, in order to bring the head of the bone into its cavity.	
B. Another lever, held by an assistant, put into one of the grooves of the machine, and intended to act against lever A.	
C. Groove in which the end of the lever A takes its point of support.	
D. The luxated member.	
EE. Extension and counter-extension.	

Adams. Vol. II. Pl. V. Fig. 1.

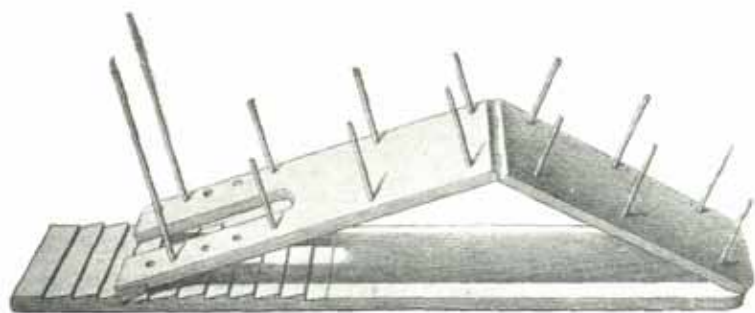
2.—The double inclined plane (<i>Planum inclinatum duplex</i>) framed out of some boards and provided at the sides with wooden pegs, by which the borders of the quilled horse hair mattress, supporting the leg, are pressed against the limb, Esmarch. Fig. 201 ...	89
---	----

The Surgical Instruments of the Hindus.

Plate VIII.



1.



2.

PLATE IX.

FIGURE.	PAGE.
1.—Banc d'Hippocrate, d'après Rufus, servant à réduire différentes luxations. C. C. G.	
Pl. XCV. 89

The Surgical Instruments of the Hindus.

Plate IX.

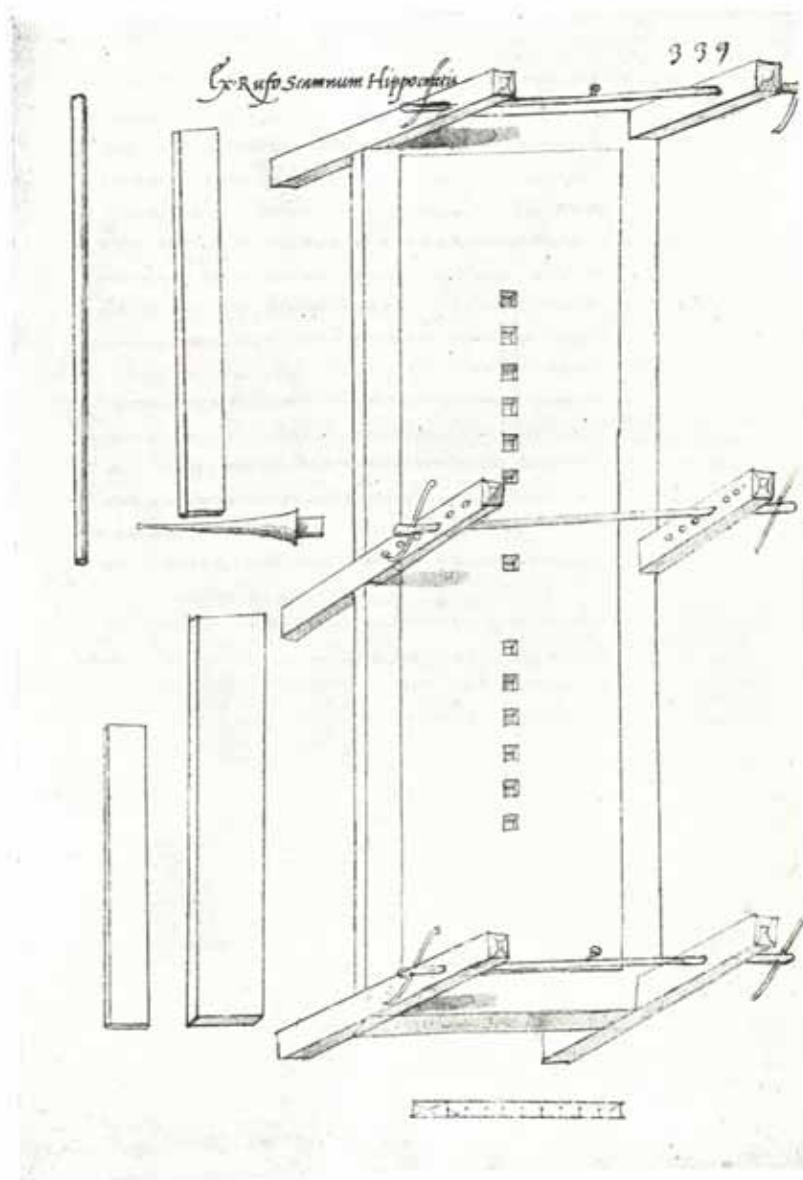


PLATE X.

FIGURE.

PAGE.

- | | |
|---|--------|
| 1.—Plinthium, ou cadre de Nileus, d'après
Héliodore. C. C. G. Pl. LXXIII ... | ... 89 |
|---|--------|

The Surgical Instruments of the Hindus.

Plate X.

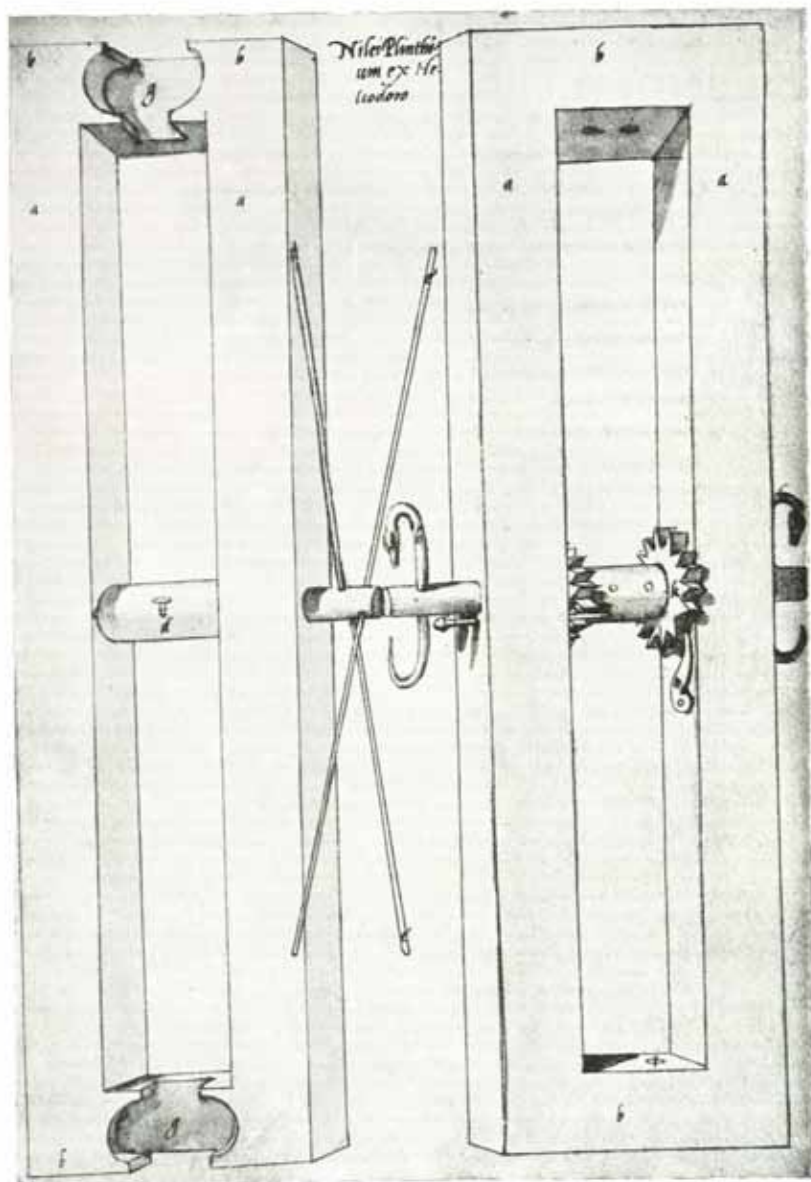


PLATE XI.

THE SVASTIKA YANTRA OR CRUCIFORM INSTRUMENTS.

FIGURE.	PAGE.
1.—Siṁhamukha Svastika, or Lion forceps, after Thakore Saheb	101
2.—Siṁhamukha Svastika	101
3.—Lion forceps (Fergusson's) A. H. Fig. 1052. ...	101
4.—Vyāghramukha Svastika, or Tiger forceps, after Thakore Saheb	102
5.—Vyāghramukha Svastika	102
6.—Vṛkamukha Svastika, or Wolf forceps, after Thakore Saheb	102
7.—Vṛkamukha Svastika	102
8.—Tarakṣumukha Svastika, or Hyena forceps, after Thakore Saheb	102
9.—Tarakṣumukha Svastika	102

The Surgical Instruments of the Hindus.

Plate XI



1



2



3



4



5



6



7



8



9

PLATE XII.

THE SVASTIKA YANTRA OR CRUCIFORM INSTRUMENTS.

FIGURE.	PAGE.
1.—Ṛkṣamukha Svastika, or Bear forceps. After Thakore Saheb 102
2.—Ṛkṣamukha Svastika 102
3.—Dvīpimukha Svastika, or Panther forceps 102
4.—Mārjāramukha Svastika, or Cat forceps 102
5.—Śṛgālamukha Svastika, or Jackal forceps 102
6.—Airbbārukamukha Svastika, or Deer forceps 102
7.—Makaramukha Svastika, or Crocodile forceps 102
8.—Mathieu's Aural forceps, with crocodile mouth A. H. Fig. 1993. 102

The Surgical Instruments of the Hindus.

Plate XII.



1



2



3



4



5



6



7



8

PLATE XIII.

THE SVASTIKA YANTRA OR CRUCIFORM INSTRUMENTS.

FIGURE.	PAGE.
1.—Kākamukha Svastika, or Crow forceps	... 103
2.—The same, after Thakore Saheb	... 103
3.—Kaṅkamukha Svastika, or Heron forceps	... 103
4.—The same, after Thakore Saheb	... 103
5.—Kuraramukha Svastika, or Osprey forceps	... 103
6.—Cūsamukha Svastika, or Blue-Jay forceps	... 103
7.—Bhāsamukha Svastika, or Eagle forceps	... 103
8.—Śaśaghātīmukha Svastika, or Hawk forceps	... 103

The Surgical Instruments of the Hindus.

Plate XIII.



1



2



3



4



5



6



7



8

PLATE XIV.

THE SVASTIKA YANTRA OR CRUCIFORM INSTRUMENTS.

FIGURE.	PAGE.
1.—Ulukamukha Svastika, or Owl forceps	... 103
2.—Cillimukha Svastika, or Kite forceps 103
3.—Śyenamukha Svastika, or Vulture forceps, after Thakore Saheb 103
4.—Gr̥dhramukha Svastika, or Falcon forceps	... 103
5.—Krauñcamukha Svastika, or Curlew forceps	... 103
6.—Bhṛ̥garājamukha Svastika, or Butcher-bird forceps, after Thakore Saheb 103
7.—Greek forceps for extracting bone. Adams. Vol. I. Pl. III. Fig. 9. 103

The Surgical Instruments of the Hindus.

Plate XIV.



1



2



3



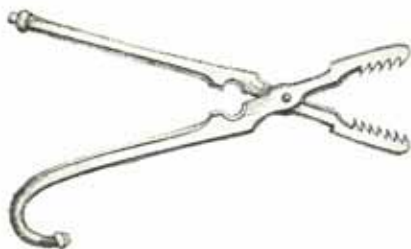
4



5



6



7

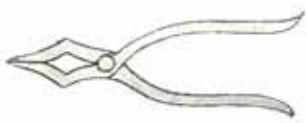
PLATE XV.

THE SANDAṂŚA OR PINCHER-LIKE INSTRUMENTS.

FIGURE.	PAGE.
1.—SĀṆĀSĪ or Blacksmith's forceps	106
2.—Blacksmith's tongs. Milne, Pl. XLII. Fig. 2. ...	106
3.—Sandaṁśa Yantra, or Forceps with arms, after Thakore Saheb	104
4.—Sonnā, or Forceps without arms, Goldsmith's forceps	106
5.—Forceps with smooth ends	104
6.—Forceps with rough ends	104

The Surgical Instruments of the Hindus.

Plate XV.



3



2



4



5



6



1

PLATE XVI.

THE SANDAMŚĀ YANTRA OR PINCHER-LIKE INSTRUMENTS.

FIGURE.	PAGE.
1.—Epilation forceps 105
2.—Epilation forceps. Milne. Pl. XXVI. Fig. 3 105
3.—Epilation Forceps (modern) 105
4.—Depilatory forceps (modern) A. S. Fig. 2891	... 105
5.—Mucutī Yantra 105
6.—Mucutī Yantra, after Thakore Saheb	... 106
7.—Mucundī 106
8.—The Dressing forceps, (Mason's) A. H. Fig.	... 106

The Surgical Instruments of the Hindus.

Plate XVI.



2



3



4



5



6



7



8

PLATE XVII.

THE TĀLA YANTRA OR PICK LOCK-LIKE INSTRUMENTS.

FIGURE.		PAGE.
1.—Ekatāla Yantra	107
2.—Ekatāla Yantra	107
3.—Dvitāla Yantra	107
4.—Ekatāla and Dvitāla,	after Thakore Saheb	107
5.—Ear Scoop (modern)	107
6.—El. Malahga or Ear spoon used in Kordofan.		
Anderson. Fig. 41. Wellcome.	107

The Surgical Instruments of the Hindus.

Plate XVII.



1



2



3



4



5



6

PLATE XVIII.

THE NĀḌĪ YANTRA OR TUBULAR INSTRUMENTS.

FIGURE.	PAGE.
1.—Kañṭhya Śalyāvalokinī or Throat Speculum	... 109
2.—Mouth Speculum (Modern) B. B. Fig. 353	... 109
3.—Pañchamukha or Speculum with 5 holes	... 110
4.—Trimukha or Speculum with 3 holes	... 110
5.—Śalyanirghātānī	... 111

The Surgical Instruments of the Hindus.

Plate XVII.



1



2



3



4



5


PLATE XIX.

THE NĀṢĪ YANTRA OR TUBULAR INSTRUMENTS.

FIGURE.	PAGE.
1.—Arśa Yantra, or Tubular instrument for piles ...	112
2.—The same (Vāḡbhaṭa)	113
3.—The same, after Thakore Saheb ...	112
4.—Śamī Yantra	113
5.—amipatra Yantra, after Thakore Saheb ...	113
6.—Fergusson's Rectal Speculum (Modern) B. B. Fig. 999	113

The Surgical Instruments of the Hindus.

Plate XIX.



1



2



3



5



4



6

PLATE XX.


THE NĀḌĪ YANTRA OR TUBULAR INSTRUMENTS.

FIGURE.

	PAGE.
1.—Bhagandara Yantra, or Tubular Instruments for Fistula-in-ano, with two slits ...	114
2.—The same, with one slit	114
3.—Nāḍī Yantra, after Thakore Saheb	114

The Surgical Instruments of the Hindus.

Plate XX.



1



2



3

PLATE XXI.

NĀḌĪ YANTRA OR TUBULAR INSTRUMENTS.

TUBULAR INSTRUMENTS FOR NOSE.

FIGURE.

	PAGE.
1.—Nasal Speculum	115
2.—Nasal Speculum (modern). A. H. Fig. 2553.	115
3.—Nasal Tube	115
4.—Nasal Insufflator (modern) A. H. Fig. 3491.	116
5.—Nāthukaraṇī or single nose-spoon ...	84, 116
6.—Yamaka Nāthukaraṇī or double nose-spoon	85, 117
7.—Nasal splints	117
8.—Langenbeck's nasal plugs (modern). A. S. Fig. 837.	117

The Surgical Instruments of the Hindus.

Plate XXI.



1



2



3



4



5



6



7



8

PLATE XXII.

THE NĀḍĪ YANTRA OR TUBULAR INSTRUMENTS.

TUBULAR INSTRUMENTS FOR FINGER.

FIGURE.	PAGE.
1.—Aṅguli Trāṇaka or Finger-guard 118
2.—Anguli Yantra or Finger-guard, after Thakore Saheb 118
3.—Finger-guard (modern) A. S. Fig. 805.	... 118
4.—Finger-guard (modern) A. H. Fig. 2326.	... 118

The Surgical Instruments of the Hindus.

Plate XXII.



1



2



3



4

PLATE XXIII.

NĀḌĪ YANTRĀ OR TUBULAR INSTRUMENTS.

TUBULAR INSTRUMENTS FOR VAGINA.

FIGURE.	PAGE.
1.—Joni-Vraṇekṣaṇa or Vaginal Speculum ...	119
2.—Nott's Quadrivalve Speculum (modern) K. S. Fig. 8847.	119
3.—Yonyāvekṣaṇa Yantra or Bivalve speculum, after Thakore Saheb	119
4.—Fergusson's Vaginal Speculum. A. H. Fig. 6103	119

The Surgical Instruments of the Hindus.

Plate XXIII.



1



2



3



4

PLATE XXIV.

THE NĀḌĪ YANTRA OR TUBULAR INSTRUMENTS.

TUBULAR INSTRUMENTS FOR VAGINA.

FIGURE.	PAGE.
1.—Trivalve Vaginal Speculum, after Milne. Pl. XLVIII. (Naples Museum) 119
2.—Barnes' Speculum. A. S. Fig. 1648. 119
3.—Neugebaur's Vaginal Speculum. A. H. Fig. 6103.	119

The Surgical Instruments of the Hindus.

Plate XXIV.

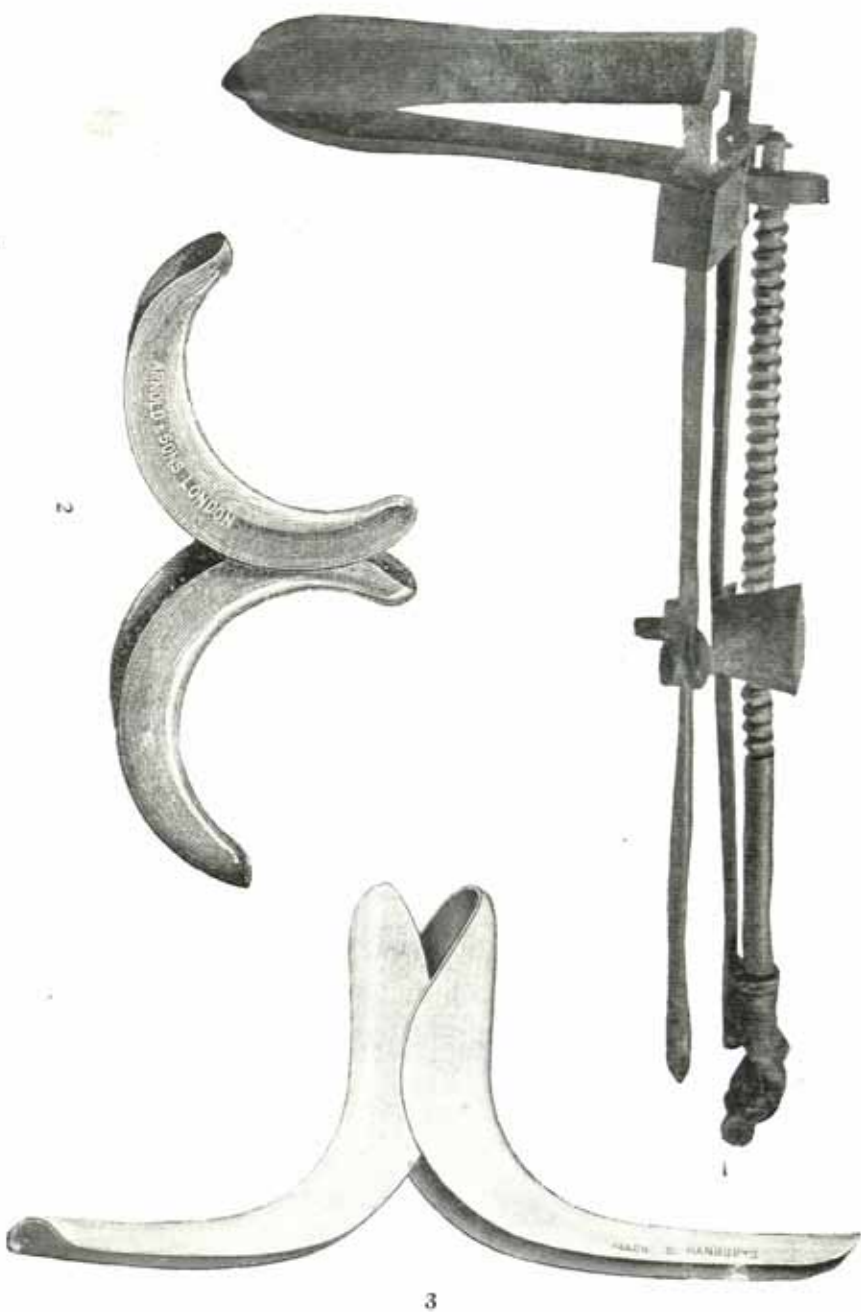


PLATE XXV.

NĀḌĪ YANTRA OR TUBULAR INSTRUMENTS.

TUBULAR INSTRUMENTS FOR WOUND.

FIGURE.

PAGE.

1.—Vraṇa-Vasti or Wound-Syringe	121
2.—Vrinapraksalana Yantra, after Thakore Saheb	121
3.—Wound-Syringe (modern) A. S. Fig. 2790.	121

The Surgical Instruments of the Hindus.

Plate XXV.



1



2



3

PLATE XXVI.

THE NĀDĪ YANTRA OR TUBULAR INSTRUMENTS.

Tubular Instruments for Ascites and Hydrocele. Canula.

FIGURE.	PAGE.
1.—Dākodara Yantra or Canula for Paracentesis Abdominis	122
2.—Jalodara Yantra or Canula, after Thakore Saheb	122
3.—Canula (Naples Museum), after Milne Pl. XXXIX, Fig. 2.	122
4.—Trocar and Canula. Paracentesis abdominis. (modern) A. S. Fig. 1441	123
5.—Hydrocele Canula	123
6.—Hydrocele Trocar and Canula (modern) A. S. Fig. 1436.	123

The Surgical Instruments of the Hindus.

Plate XXVI.



1



2



3



4



5



6

PLATE XXVII.

THE NĀḌĪ YANTRA OF TUBULAR INSTRUMENTS.

TUBULAR INSTRUMENTS FOR URETHRAL STRICTURE.

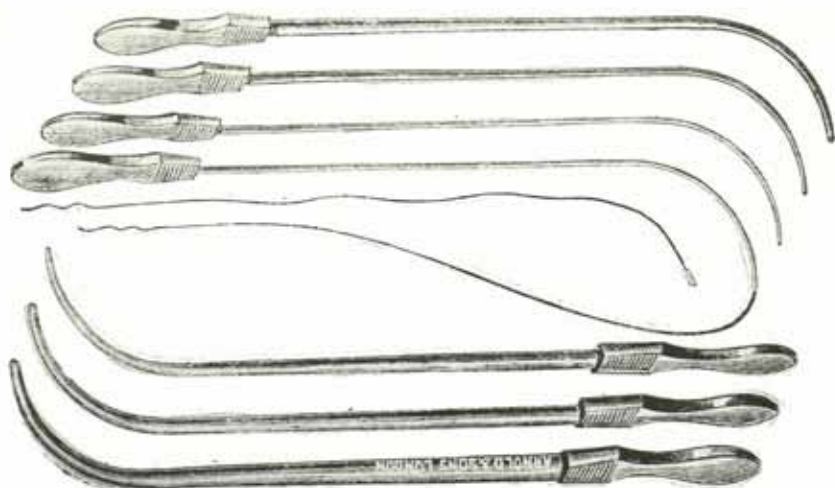
FIGURE.		PAGE.
1.—Urethral Stricture Dilators	123
2.—Bruce Clarke's Bougies. Set of seven, steel, tapering, A. S. Fig. 2246 and 2247.	125

The Surgical Instruments of the Hindus.

Plate XXVII.



1



2

PLATE XXVIII.


THE NĀḌĪ YANTRA OR TUBULAR INSTRUMENTS.

TUBULAR INSTRUMENT FOR RECTAL STRICTURE.

FIGURE.		PAGE.
1.—Rectal Dilators	124
2.—Rectal Dilators, different sizes	124
3.—Cripp's Rectal Dilators. A. S. Fig. 2335.	125

The Surgical Instruments of the Hindus.

Plate XXVIJL.



1



2



3

PLATE XXIX.


THE NĀDI YANTRA OR TUBULAR INSTRUMENTS.

VASTI YANTRA OR RECTAL CLYSTER.

FIGURE.		PAGE.
1.—Vasti-Yantra or Rectal Clyster	129
2.—The same, after Thakore Sahab	129
3.—Enema Syringe (modern) A. H. Fig. 6624.	129
4.—Suvasti Yantra, or Rectal Clyster (Veterinary)	131

The Surgical Instruments of the Hindus.

Plate XXIX.



1



2



3



4

PLATE XXX.

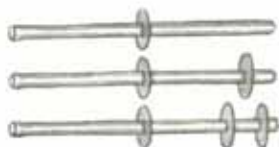
THE NĀḌĪ YANTRA OR TUBULAR INSTRUMENTS.
UTTARA-VASTI.

TUBULAR INSTRUMENTS FOR THE URETHRA.

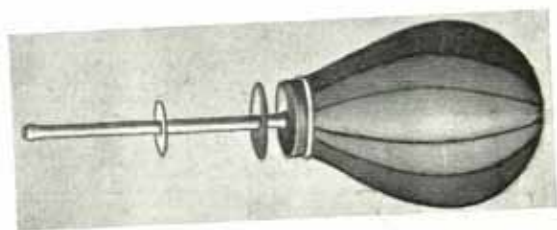
FIGURE.	PAGE.
1.—Puṣpanetra with one, two and three projec- tions 	135, 136
2.—Uttaravasti for Urethra or Urethral Syringe, male 136
3.—The same, female 136
4.—Urethral Syringe (modern), A. H. Fig. 3869.	... 136
5.—Uttara-Suvasti (Veterinary). 131

The Surgical Instruments of the Hindus.

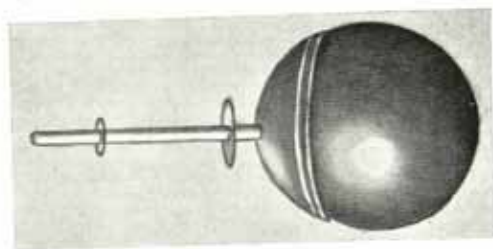
Plate XXX.



1



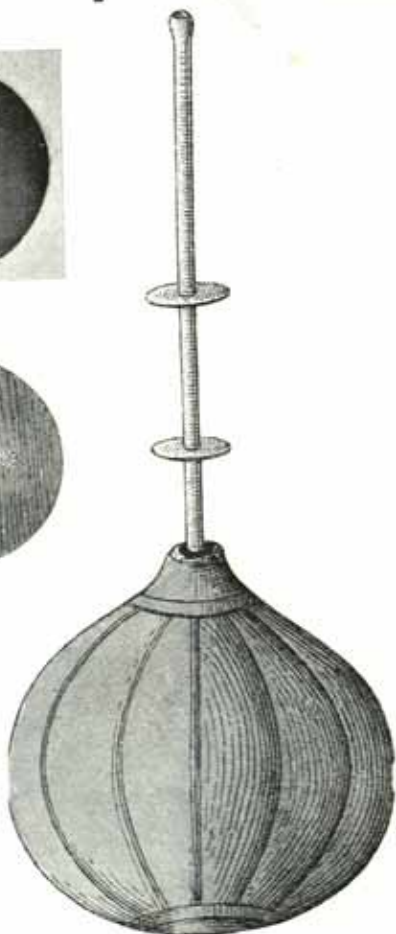
2



3



4



5

PLATE XXXI.

THE NĀḌĪ YANTRA OR TUBULAR INSTRUMENTS.

UTTARAVASTI.

TUBULAR INSTRUMENTS FOR VAGINA AND UTERUS.

FIGURE.	PAGE.
1.—Vaginal Syringe 	138
2.—Vaginal Syringe (modern). A. H. Fig. 6626	138
3.—The same. A. S. Fig. 2443. 	138
4.—Uterine tube	139
5.—Uterine tube (Budin's) A. S. Fig. 1801	139
6.—Uterine Syringe 	139

The Surgical Instruments of the Hindus.

Plate XXXI.



1



2



3



4



5



6

PLATE XXXII.

THE NĀḌĪ YANTRA OR TUBULAR INSTRUMENTS.

TUBULAR INSTRUMENTS FOR INHALATION AND FUMIGATION.

FIGURE.	PAGE.
1.—Dhūmanāḍī or tube for smoking 140
2.—Dhūmanāḍī or tube of medicinal paste 141
3.—Mallaka Saṁpuṭa or Śārāba Saṁpuṭa. The fumigator for inhalation, wound fumi- gation, and vaginal and uterine fumigation 142
4.—The fumigator, after Hippocrates and Śārāṅghara	146, 322
5.—Bronchitis kettle (modern) B. B. Fig. 401.	... 145

The Surgical Instruments of the Hindus.

Plate XXXII.


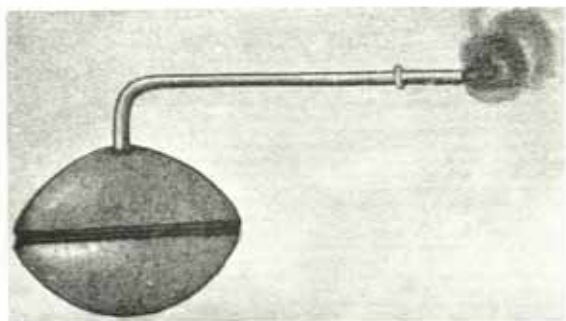



PLATE XXXIII.

THE NĀḌĪ YANTRA OR TUBULAR INSTRUMENTS.

TUBULAR INSTRUMENTS FOR CUPPING.

FIGURE.	PAGE.
1.—Sṛīga or Horn	148
2.—Cupping horns as used in Kordofan, Wellcome. Fig. 200.	156
3.—Alābu Yantra or Gourd	156
4.—Cupping glass (modern) B. B. Fig. 281.	157
5.—Ghaṭī Yantra	157

The Surgical Instruments of the Hindus.

Plate XXXIII.



1



2



3



4



5

PLATE XXXIV.


THE NĀḌĪ YANTRA OR TUBULAR INSTRUMENTS:

TUBULAR INSTRUMENTS FOR CUPPING.

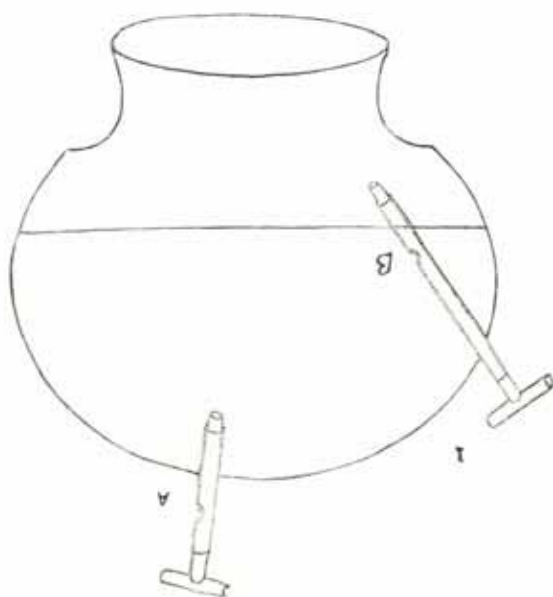
FIGURE.	PAGE
1.—Egyptian cupping horn, Milne after Alpinus. Pl. XXXV.II Fig. 1. 	153
2.—Alexandrian Cup, Milne after Hero. Pl. XXXVII. Fig. 2. 	153

The Surgical Instruments of the Hindus.

Plate XXXIV.



1



2

PLATE XXXV.

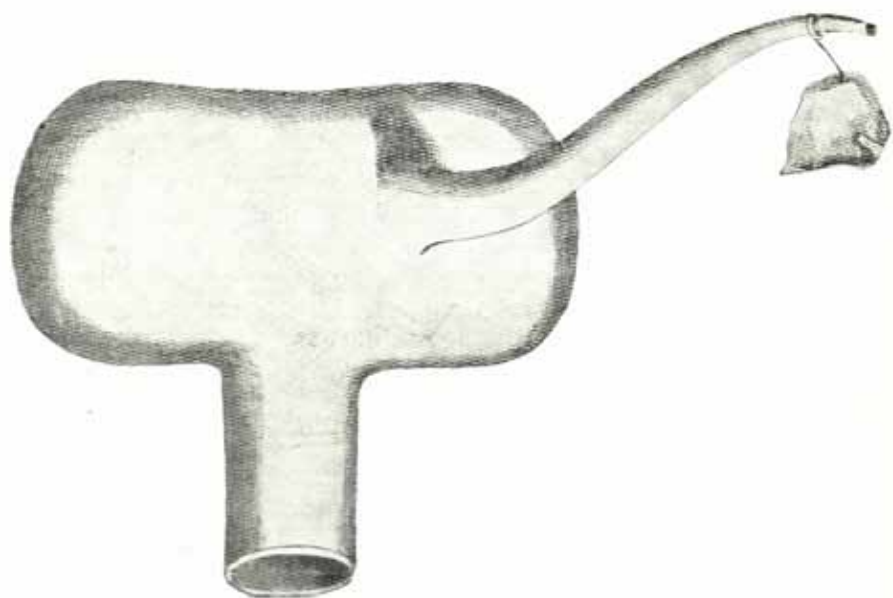
THE NĀḌĪ YANTRA OR TUBULAR INSTRUMENTS.

TUBULAR INSTRUMENTS FOR CUPPING.

FIGURE.	PAGE.
1.—Cup illustrated by Alpinus. Milne Pl. XXXVI. Fig. 2. 	153
2.—Greek Cup. (Naples Museum). Milne Pl. XXXV. 	153

The Surgical Instruments of the Hindus.

Plate XXXV.



1



2

PLATE XXXVI.

ŚALĀKĀ OR RODS.

FIGURE.	PAGE.
1.—Gaṇḍupāda Śalā or Earthworm probe	... 155
2.—Śarapuñkha Śalā or Arrow-wing probe	... 155
3.—Sarpapaṇā Śalā or Snake's hood probe...	... 156
4.—Vadžīśa śalā or Fish-hook probe	... 156
5.—Masūradala-baktra Śalā or Masūra-pulse probe	... 157
6.—Pramāṛjana Śalā or Swab probe	... 157
7.—Swab probe with Aural Scoop. (modern). A. H. Fig. 2037	... 157
8.—Spathomele or spatula probe of the Greeks. Milne, Plate XII. Fig. 3.	... 157

The Surgical Instruments of the Hdinus.

Plate XXXVI.



1



2



3



4



6



7



8

PLATE XXXVII.

ŚALĀKĀ OR RODS.

FIGURE.


PAGE.

1.—Darbhūkṛti Khallamukha Śalā or Spoon-shaped probe ...	158
2.—Darvyākṛti Śalā, after Thakore Saheb...	158
3.—Nakha-mukha Śalā or Nail-shaped probe ...	159
4.—Jāmvavouṣṭha Śalā or Jāmbula probe ...	159
5.—Aṅkuśa Śalā or goad probe ...	159
6.—Kolāsthidala Śalā or Jujube probe ...	160
7.—Cyathiscomele. Milne. Pl. XIV. Fig.3. ...	160



The Surgical Instruments of the Hindus.


Plate XXXVII.




1




2



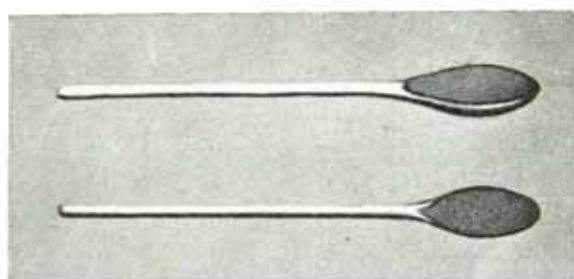
3



4



5



6



7


PLATE XXXVIII.

ŚALĀKĀ OR RODS.

FIGURE.	PAGE.
1.—Mukulāgra Śalā or Bud-shaped collyrium probe	160
2.—Ancient collyrium probes found in the Bihat excavations. Princep. Pl. IV. Fig. 18. ...	162
3.—Greek specillum with olivary end. Milne. Pl. XI. fig. 5.	163
4.—Karṇā Śodhana or Ear cleaner	163
5.—Director with scoop (modern) A. S. Fig. 278. ...	164
6.—Śalākā Yantra, after Thakore Saheb	162
7.—Snuhi Yantra, after Thakore Saheb	162

The Surgical Instruments of the Hindus.

Plate XXXVIII.




1



2



3



4



5



6



7


PLATE XXXIX.

ŚALĀKĀ OR RODS.

FIGURE.	PAGE.
1.—Garbha Śaṅku or Fœtus or Traction hook	... 165
2.—The same, after Thakore Saheb	... 165
3.—Barnes' Blunt hook (modern) A. S. Fig. 2031.	... 166
4.—Śaṅku Yantra, after Thakore Saheb	... 165
5.—Yugma Śaṅku, or Midwifery forceps, after Thakore Saheb	... 166
6.—Anderson's Midwifery Forceps (modern) A. S. Fig. 1964.	... 167

The Surgical Instruments of the Hindus.

Plate XXXIX.



2



3



4



5



6

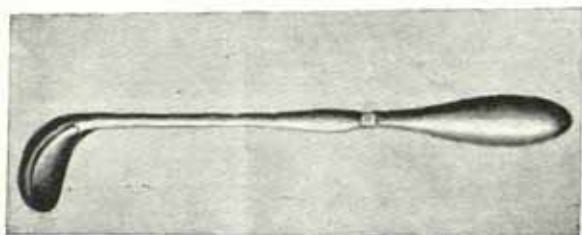
PLATE XL.

ŚALĀKĀ OR RODS.

FIGURE.	PAGE.
1.—Agrabakra or Sarpafaṇā Śalā or Snake's hood probe 168
2.—Aśmariharana Yantra or Stone extractor, after Thakore Saheb 168
3.—Erichsen's Lithotomy Scoop, A. S. Fig. 2474	... 169
4.—Lithotomy forceps (modern) A. S. Fig. 2446.	... 169
5.—Śarapuṅkhamukha Śalā or Tooth-elevator	... 711
6.—Tooth Elevator, after Thakore Saheb 171
7.—Tooth Elevator (modern) A. S. Fig. 1404.	... 171

The Surgical Instruments of the Hindus.

Plate XL.



1



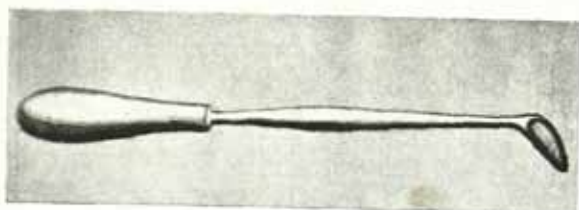
2



3



4



5



6



7


PLATE XLI.

ŚALĀKĀ OR RODS.

FIGURE.	PAGE.
1.—Ardhacandramukha Śalā or Half-moon probe	171
2.—Muṣala or Pestle	172
3.—Urethral Probe (Suśruta)	174
4.—Urethral Probe (Caraka)	174
5.—Urethral Bougie (modern) A. S. fig. 2241	174
6.—Urethral Bougie (modern) A. S. Fig. 2233.	174

The Surgical Instruments of the Hindus.


Plate XLI.



1



2



3



4



5



6

PLATE XLII.

UPAYANTRA OR ACCESSORY INSTRUMENTS.

PAṬṬA OR BANDAGES.

FIGURE.	PAGE.
1.—Kośa or Sheath. Heath. Fig. 11. 177
2.—Dāma 177
3.—Svastika or Circular Cross Bandage. Esmarch. Fig. 33. 177
4.—Anuvellita or Encircling Bandage. Esmarch. Fig. 27. 177
5.—Protolī 177

The Surgical Instruments of the Hindus.
Plate XLII.

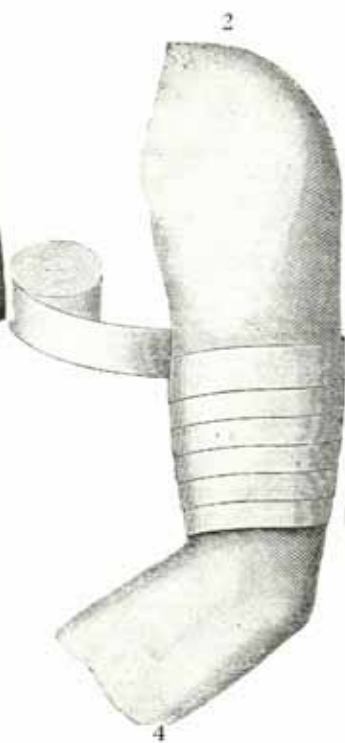
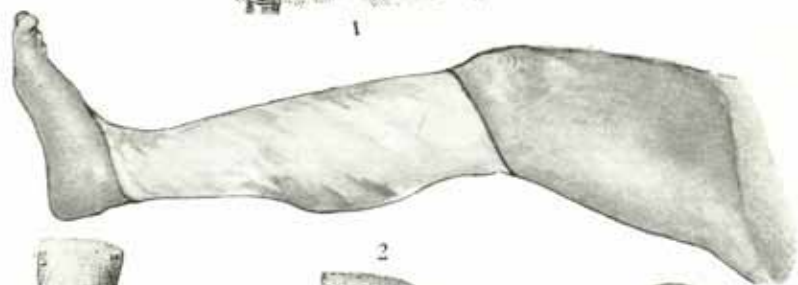
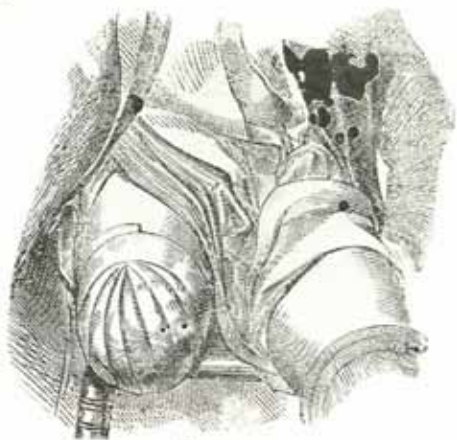


PLATE XLIII.


UPAYANTRA OR ACCESSORY INSTRUMENTS.

PAṬṬA OR BANDAGES.

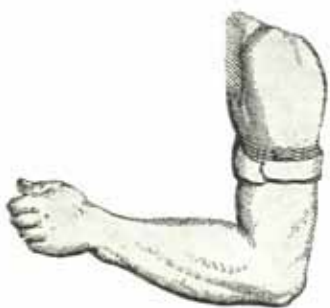
FIGURE.	PAGE.
1.—Mandala or Circular Bandage. Esmarch. Fig. 28. ...	177
2.—The same, Greek. Adams. Vol. II. Pl. VI. Fig. 1 ...	177
3.—Sthagikā or Supporter	178
4.—Yamaka or Double Bandage	178

The Surgical Instruments of the Hindus.

Plate XLIII.



1



2



3



4

PLATE XLIV.

UPAYANTRA OR ACCESSORY INSTRUMENTS.

PAṬṬA OR BANDAGES.

FIGURE.		PAGE.
1.—Khattā or four-tailed bandage	...	178
2.—The same. Greek. C. C. G. Pl. XLIV	...	178
3.—The same (modern). Swain. Fig. 13	...	178
4.—Cina or banner bandage. Esmarch. Fig. 101.	...	178

The Surgical Instruments of the Hindus.

Plate XLIV.



1



2



3



4

PLATE XLV.

UPAYANTRA OR ACCESSORY INSTRUMENTS.

PAṬṬA OR BANDAGES.

FIGURE.		PAGE.
1.—Vivandha or circular chest bandage	178
2.—Vitāna or canopy bandage. Esmarch. Fig. 92	...	178
3.—Gophaṇā or sling. Esmarch. Fig. 102....	...	178
4.—Pancāṅgī or five tailed bandage	179
5.—The same. Greek. C. C. G. Pl. LIII.	...	179

The Surgical Instruments of the Hindus.

Plate XLV.



1



2



3



4



5

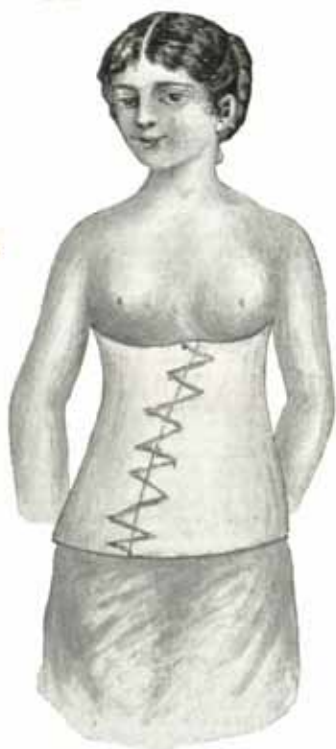
PLATE XLVI.

UPAYANTRA OR ACCESSORY INSTRUMENTS.

FIGURE.		PAGE.
1.—	Udara veṣṭa or Abdominal Binder ...	181
2.—	Abdominal Binder (modern) A. H. Fig. 8170 ...	181
3.—	Hair cover before operation ...	183
4.—	Leather sling ...	184
5.—	Leather bandage for prolapse of the Rectum ...	184
6.—	Leather ligature ...	146

The Surgical Instruments of the Hindus.

Plate XLVI.



1



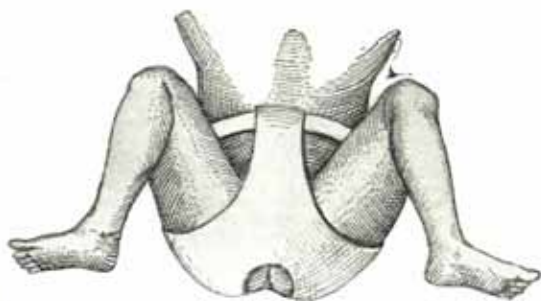
2



3



4



5



6

PLATE XLVII.

UPAYANTRA OR ACCESSORY INSTRUMENTS.

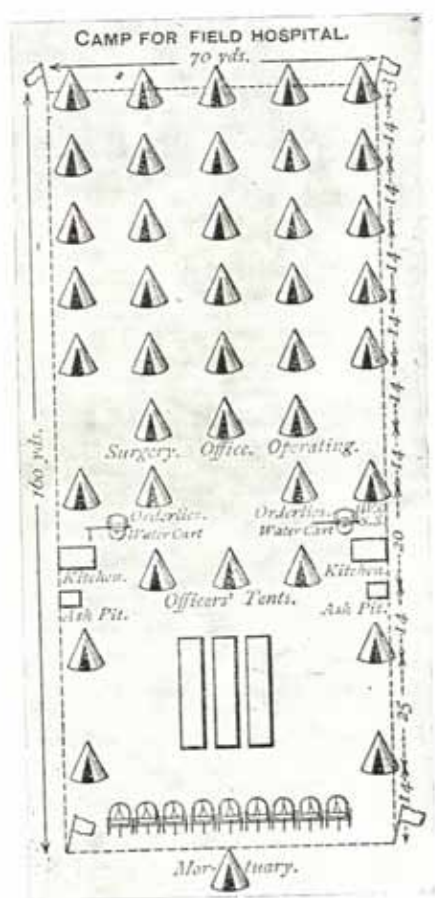
FIGURE.

PAGE.

- | | |
|---|---------|
| 1.—Field hospital (modern) Porter. Fig 28 | ... 181 |
|---|---------|

The Surgical Instruments of the Hindus.

Plate XLVII.



1

PLATE XLVIII.

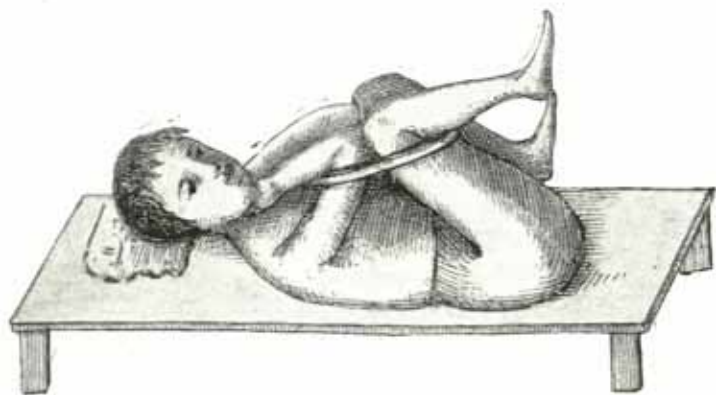
UPAYANTRA OR ACCESSORY INSTRUMENTS.

YANTRA-ŚĀṬAKA OR BINDING APPARATUS.

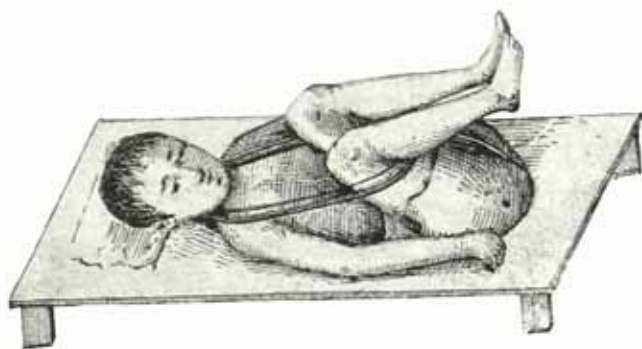
FIGURE.	PAGE.
1.—Yantra Śāṭaka or Lithotomy apparatus . . .	185
2.—Yantra Śāṭaka or Binding apparatus for pile . . .	186
3.—Yantra Śāṭaka or Binding apparatus for phlebotomy	186

The Surgical Instruments of the Hindus.

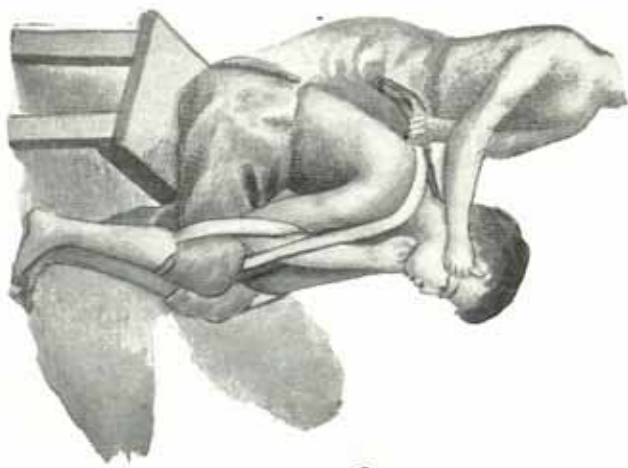
Plate XLVIII



1



2



3

PLATE XLIX.

UPAYANTRA OR ACCESSORY INSTRUMENTS.

Yatra Śāṭaka or Binding Apparatus.

FIGURE.		PAGE.
1.—	Binding apparatus of the Greeks, C. C. G. Pl. LXIX	187
2.—	The same „ Pl. LXX	187
3.—	Lithotomy Strap (Cripp's). A. S. Fig. 2509. ...	187

The Surgical Instruments of the Hindus.

Plate XLIX.

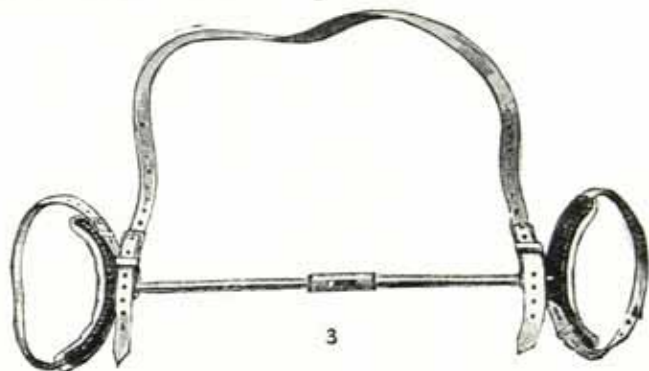
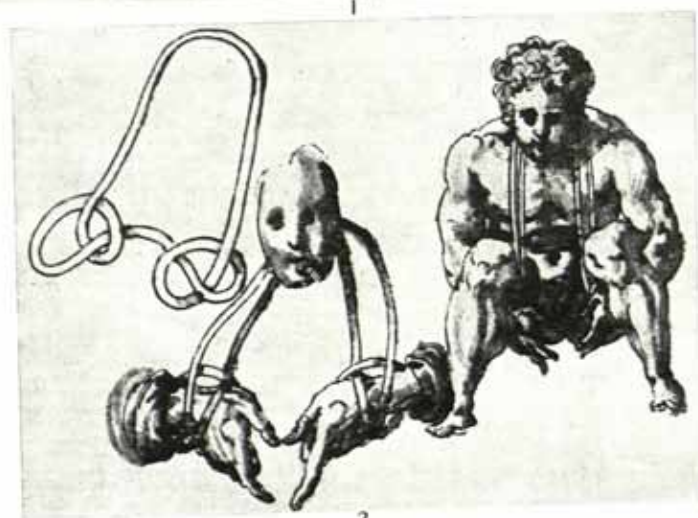


PLATE L.

UPAYANTRA OR ACCESSORY INSTRUMENTS.

FIGURE.	PAGE.
1.—Śiro-v-sti or Leather bag for the head (Su'ruta) 188
2.—The same (Śāriḡadhara) 189
3.—Ice bag for head (conical) A. H. Fig. 8282	... 188
4.—Ice bag (Round). A. H. Fig. 8293 188

The Surgical Instruments of the Hindus.

Plate L.



1



2



3



4

PLATE LI.

UPAYANTRA OR ACCESSORY INSTRUMENTS.

FIGURE.	PAGE.
1.—Leather band for phlebotomy at the elbow	... 190
2.—Band for phlebotomy. Esmarch. Pl. XXIII.	... 190

The Surgical Instruments of the Hindus.

Plate LI.



1



2

8861

102


PLATE LII.

UPAYANTRA OR ACCESSORY INSTRUMENTS.

FIGURE.		PAGE.
1.—Bark splint	193
2.—Bamboo strips	194
3.—Splints of the Greeks. Adams, Vol. II. Pl. VIII.		
Fig. 1	193
209.—The same ...	” ” ” Fig. 2 ...	193

The Surgical Instruments of the Hindus.

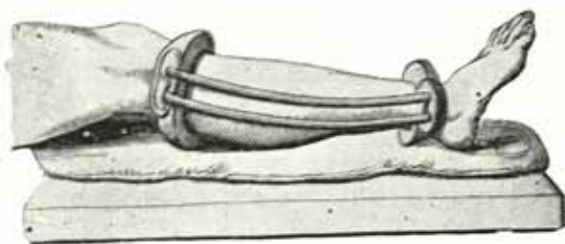
Plate LII.



1



2



3



4

PLATE LIII.

UPAYANTRA OR ACCESSORY INSTRUMENTS.

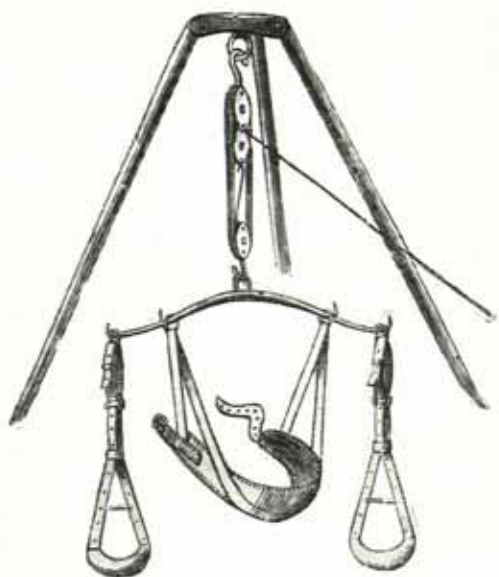
FIGURE.		PAGE.
1.—	Reduction of dislocation of the neck ...	194
2.—	Sayre's Suspension apparatus. A. S. Fig. 2997. ...	194
3.—	Jury mast. A. S. Fig. 2998. ...	194

The Surgical Instruments of the Hindus.

Plate LIII.



1



2



3

PLATE LIV.

UPAYANTRA OR ACCESSORY INSTRUMENTS.

FIGURE.	PAGE.
1.—Crutch (modern) A. S. Fig. 3061 195
2.—Wooden splint for hand 196
3.—The same (modern) (Pemberton's) A. H. Fig. 7456 196
4.—Stone Roller ...	197, 198
5.—Mudgara or hammer 198
6.—The same. Greek. Adams. Vol. I. Pl. III. Fig. 5 ...	199

The Surgical Instruments of the Hindus.

Plate LIV.



1



2



3



4



5



6

PLATE LV.

UPAYANTRA OR ACCESSORY INSTRUMENTS.

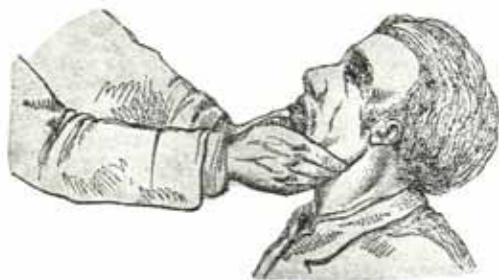
FIGURE.		PAGE.
1.—	Reduction of dislocation of the lower jaw	... 201
2.—	The same (modern). Erichsen. Vol. I. Fig. 243.	... 201

The Surgical Instruments of the Hindus.

Plate LV.



1



2

PLATE LVI.

UPAYANTRA OR ACCESSORY INSTRUMENTS.

FIGURE.

PAGE.

1.—The same, after the Greeks. C. C. G. Pi. XIX ... 201

The Surgical Instruments of the Hindus.

Plate LVI.

119



PLATE LVII.

UPAYANTRA OR ACCESSORY INSTRUMENTS.

FIGURE.		PAGE.
1.—Vāla varti or Hair tents or drains 206
2.—Kesonduka or Hair bundle 206
3.—Probang (modern) A. H. Fig. 3267 207
4.—El Kamaia Anderson. Fig. 90. Wellcome 217

The Surgical Instruments of the Hindus.

Plate LVII.



1



2



3



4

PLATE LVIII.

THE MAṄḌALĀGRA ŚASTRA OR ROUND HEADED KNIFE.

FIGURE.	PAGE.
1.—Maṅḍalāgra Śastra or Round headed knife (Suśruta)	225
2.—The same. After Wise	225
3.—The same, for eye operation (Suśruta)	226
4.—Knife for Plastic operation on eyelid (Albucasis). Milne. Pl. IX. Fig. 3	228
5.—The embryotome (Albucasis). Milne, Pl. VIII Fig. 7	226

The Surgical Instruments of the Hindus.

Plate LVIII.



1



2



3



4



5

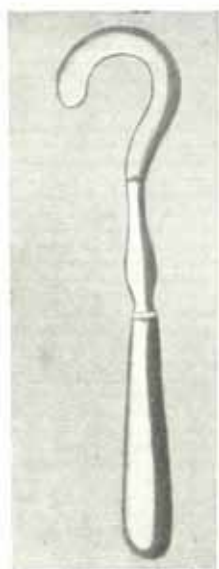
PLATE LIX.

THE MAṄDALĀGRA ŚASTRA OR ROUND HEADED KNIFE.

FIGURE.	PAGE.
1.—Maṅdalāgra Śastra or Round headed knife (Vāgbhaṭa)	225
2.—The same. After Thakore Saheb	225
3.—Ramsbotham's Decapitating Hook. A. S. Fig. 2027	225
4.—Maṅdalāgra Śastra or Razor-like round headed knife (Dallaṇa)	225

The Surgical Instruments of the Hindus.

Plate LIX.




1



2



3



4


PLATE LX.

KARAPATRA ŚASTRA OR SAW.

FIGURE.	PAGE-
1.—Karapatra or Saw 	230
2.—The same. After Wise 	230
3.—The same. After Thakore Saheb 	230
4.—The saw as used by the Greeks. Milne, Pl. XLI. Fig. 3 	231
5.—The Saw (Modern) 	231
6.—Trepine of the Greeks. Adams. Vol. I. Pl. I. Fig. 3	232
7.—The Trepine (Modern) A. H. Fig. 1145.	232

The Surgical Instruments of the Hindus.

Plate LX.



1



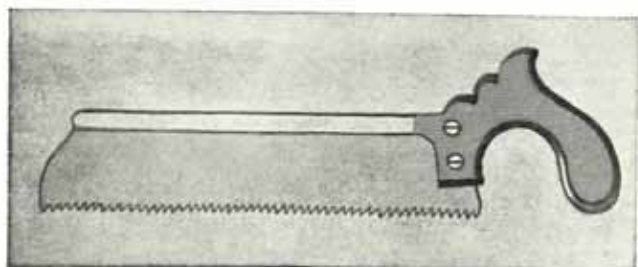
2



3



4



5



6



7


PLATE LXI.

VṚDDHIPATRA ŚASTRA OR KNIFE.


FIGURE.	PAGE
1.—Vṛddhipatra or Knife	233
2.—The same, curved. Dirghavaktra or long mouthed	233
3.—The same, curved. Hrasvavaktra or short mouthed	233
4.—Vṛddhipatra knife. After Wise ...	233
5.—Vṛddhipatra knife. After Thakore Shaheb ...	233
6.—Syme's Abscess knife A. H. Fig. 430...	233

The Surgical Instruments of the Hindus.


Plate LXI.



1



2



3



4



5



6


PLATE LXII.

NAKHA ŚASTRA OR NAIL PARER.

FIGURE.	PAGE.
1.—Nakha Śastra or Nail parer, straight and oblique	237
2.—The same. After Wise	237
3.—The same. After Thakore Saheb	237
4.—Nakha Śastra, a double instrument	237
5.—Rampaka	238
6.—Nail knife and cleaner A. H. Fig. 10244	238

he Surgical Instruments of the Hindus.

Plate LXII.



1



2



3



4



5



6


PLATE LXIII.

MUDRIKĀ ŚĀSTRA OR FINGER KNIFE.

FIGURE.	PAGE.
1.—Mudrikā or Anguli Śāstra or Finger knife (Vāṅbhāṣa)	238
2.—The same. After Thakore Saheb.	239
3.—The same. After Wise	239
4.—Simpson's Ring Scalpel	239
5.—Mayer's Ring-knife for the removal of adenoids from the nose. Waggett, Fig. 70	239
6.—Finger knife, Veterinary (Modern) Milne. Pl. VII. Fig. 1	240

The Surgical Instruments of the Hindus.

Plate LXIII.




1



2



3



4



5



6

PLATE LXIV.

UTPALAPATRA ŚASTRA.

FIGURE.	PAGE.
1.—Utpalapatra Śastra or Phlebotome ...	241
2.—The same. After Wise ...	241
3.—The same. After Thakore Saheb. ...	241
4.—Myrtle leaf shaped knife used by the Greeks. Milne. Pl. VII. Fig 2 ...	242
5.—Syme's knife for Ankle-joint. A. H. Fig. 253 ...	242

ARDHADHĀRA ŚASTRA OR HALF-EDGED KNIFE.

6.—Ardhadhāra or Half-edged knife ...	243
7.—The same. After Wise ...	243
8.—The same. After Thakore Saheb ...	243

The Surgical Instruments of the Hindus.

Plate LXIV.



1



2



3



4



5



6



7



8

PLATE LXV.

SUCĪ OR NEEDLES.

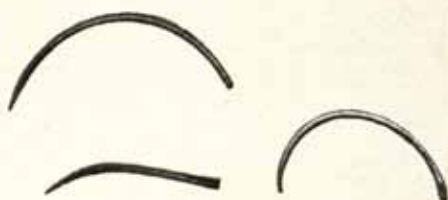
FIGURE.		PAGE.
1.—Suci or Needles, straight	243
2.—The same, Half-curved and Full-curved	...	243
3.—The same. After Wise	243
4.—The same. After Thakore Saheb.	243
5.—Javamukhī needle	245
6.—Suture needles (modern) Hagedorn's. B. B. Fig. 59, 60, 61 and 62	245

The Surgical Instruments of the Hindus.

Plate LXV.



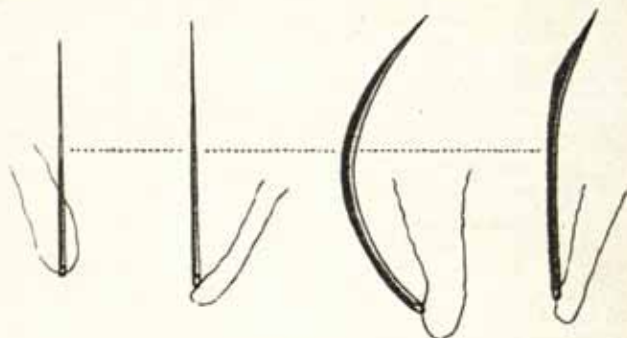
1



2



3



4



5



6



5



6



7

PLATE LXVI.

KUŚAPATRA ŚASTRA.

FIGURE.	PAGE.
1.—Kuśapatra Knife	247
2.—The same	247
3.—The same. After Wise	247
4.—The same. After Thakore Saheb.	247
5.—Paget's Knife. A. H. Fig. 481	247
ĀTĪMUKHA ŚASTRA.	
6.—Ātīmukha Knife	249
7.—The same. After Wise	249
8.—The same. After Thakore Saheb.	249

The Surgical Instruments of the Hindus.

Plate LXVI.



1



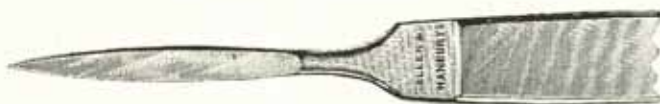
2



3



4



5



6



7



8

PLATE LXVII.

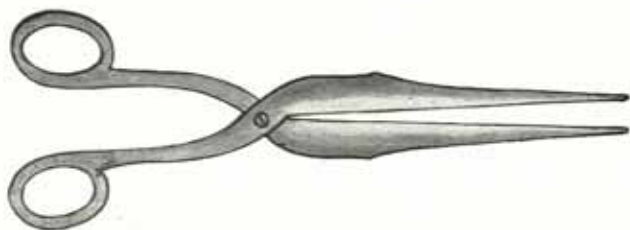
ŚARĀRĪMUKHA ŚĀSTRA OR SCISSORS.

FIGURE.

	PAGE.
1.—Śarārīmukha Śastra or Scissors 249
2.—The same. After Wise 249
3.—The same. After Thakore Saheb. 249
4.—Shears, found in Pompeii. Milne. Pl. X. Fig. 6 249
5.—Scissors (modern). A. H. Fig. 696 249

The Surgical Instruments of the Hindus.

Plate LXVII.




1



2



3



4



5

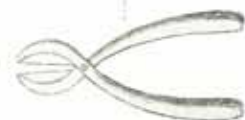

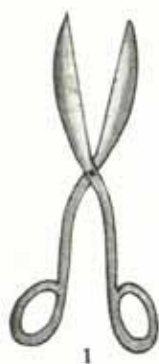
PLATE LXVIII.

ANTARMUKHA ŚASTRA OR SCISSORS.

FIGURE.	PAGE.
1.—Antarmukha Śastra (Sasruta)	250
2.—The same. After Wise	250
3.—The same After Thakore Saheb.	250
4.—Ardhacandrānana (Vagbhaṭa) or Half- moon Scissors... ..	251
5.—Scissors as used by the Greeks. Adams. Vol. I. Pl. III. Fig. 8	251

The Surgical Instruments of the Hindus.

Plate LXVIII.



3



4



5

PLATE LXIX

TRIKŪRĀCĀ ŚĀSTRA OR SCARIFICATOR.

FIGURE.

	PAGE.
1.—Trikrācā Śāstra 252
2.—The same. After Wise 251
3.—The same. After Thakore Saheb. 251
4.—Kūrcā 252
5.—Khaja 253

The Surgical Instruments of the Hindus.

Plate LXIX.



1



2



3



4



5

PLATE LXX.

KUṬHĀRIKĀ ŚĀSTRA OR AXE.

FIGURE.	PAGE.
1.—Kuṭhāra or Axe	245
2.—The same. After Wise	255
3.—The same. After Thakore Saheb.	255
4.—Improved Veterinary Fleam. White. P. 342	257
5.—Gum Lancet (Modern) A. H. Fig. 3690	257

The Surgical Instruments of the Hindus.

Plate LXX.




1




2



3



4



5

PLATE LXXI.

VRĪHIMUKHA ŚASTRA OR TROCAR.

FIGURE.	PAGE.
1.—Vrīhimukha Śastra or Trocar	257
2.—The same	257
3.—The same. After Wise	257
4.—The same. After Thakore Saheb	257
5.—Paracentesis abdominis Trocar (modern) A. S. Fig. 1441	258
6.—Hydrocele Trocar (Modern) A. S. Fig. 1436	261

The Surgical Instruments of the Hindus.

Plate LXXI.



1



2



3



4



5



6

PLATE LXXII.

ĀRĀ ŚĀSTRA OR AWL.

FIGURE.	PAGE.
1.—Ārā or Awl (Dallaṇa)	262
2.—The same (Vāgbhaṭa)	262
3.—The same. After Wise	262
4.—The same. After Thakore Saheb	262
5.—Karṇa Vedhani or Ear perforator	263
6.—Juthikā or Ear perforator	263
7.—Fergusson's Awl, cleft palate. A. H. Fig. 3310	263

The Surgical Instruments of the Hindus.

Plate LXXII.



1



2



3



4



5



6



7


PLATE LXXIII.

VETASPATRA ŚASTRA.

FIGURE.		PAGE.
1.—	Vetasptra Sastra. Single edged ...	264
2.—	The same. Double edged... ..	264
3.—	The same. After Wise	264
4.—	The same. After Thakore Saheb ...	264

The Surgical Instruments of the Hindus.

Plate LXXIII.



1



2



3



4


PLATE LXXIV.

VADĪŚĀ ŚĀSTRA OR SHARP HOOK.

FIGURE.	PAGE.
1—Vadīśā or sharp hook (Bhoja) ...	264
2.—The same. After Wise ...	264
3.—The same. After Thakore Saheb ...	264
4.—Sharp Hook of the Greeks. Milne. Pl. XXIV. Fig. 2. ...	266
5.—Sharp Hook. (modern) A. H. 461. ...	266

The Surgical Instruments of the Hindus.

Plate LXXIV.



1



2



3



4




5

PLATE LXXV.

DANTA ŚAŅKU OR TOOTH-SCALER.

FIGURE.	PAGE.
1.—Danta ŚaŅku or Tooth-scaler (Suśruta)	... 267
2.—The same. After Wise 267
3.—The same. After Thakore Saheb 267
4.—Danta-lekhana or Tooth Scaler (Vāgbhaṭa)	... 267
5.—Tooth Scalers (Modern), various sizes and shapes, A. S. Fig. 1364 & 1365 267


Plate LXXV.




1



2



3



4



5

PLATE LXXVI.

EṢANĪ OR SHARP PROBES.

FIGURE,	PAGE.
1.—EṢANĪ or sharp probe 270
2.—The same. After Wise 270
3.—The same. After Thakore Saheb 270
4.—Cataract probe 273
5.—The same 273
6.—Cataract Needles (modern), B. B. Fig. 551 and 552	273

The Surgical Instruments of the Hindūs.


Plate LXXVI.



1



2



3



4



5



6

PLATE LXXVII.

OPERATION OF CATARACT.

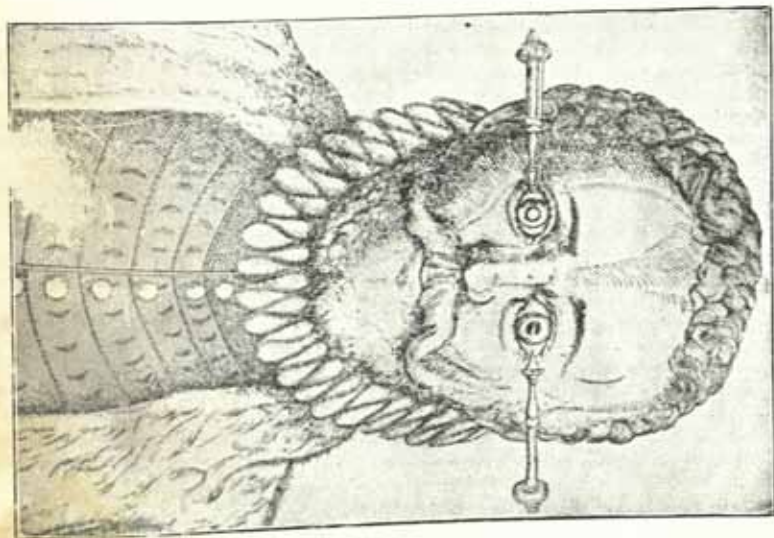
FIGURE.	PAGE.
1.—Operation of cataract as performed by Celsus, Benvenuto and Bartisch 276
2.—The same. I. M. G. 1904. p. 370 277

The Surgical Instruments of the Hindus.

Plate LXXVII



1



2

PLATE LXXVIII.

SARPĀSYA.

FIGURE.	PAGE.
1.—Sarpāsyā Śastra or polypus Knife 277
2.—Polypus Knife with Scoop. Greeks. Milne. Pl. VIII. Fig. 1. 278
3.—Uvula knife, after Albucasis. Milne. Pl. IX. Fig. 4 278

The Surgical Instruments of the Hindus.

Plate LXXVIII.



1



2



3

PLATE LXXIX.

FIGURE.

PAGE.

1.—Jihvā Nirlekhana or Tongue scraper ...	299
2.—Spoon	317
3.—Spoon (modern) A. H. Fig. 9384 ...	317
4.—Spittoon	317
—The same (modern) A. H. Fig. 9956 ...	317

The Surgical Instruments of the Hindus.

Plate LXXIX.



1



2



3



4



5

PLATE LXXX.

FIGURE.	PAGE.
1.—Bedpan	317
2.—The same (modern) A. H. Fig. 9181...	317
3.—Pus basin	31
4.—Bleeding basin (Modern) A. H. Fig. 9235	317
5.—The same A. H. Fig. 9235	317
6.—Urinal	317
7.—The same, male. (modern) A. H. Fig. 9632	317
8.—The same, female. (modern) A. H. Fig. 9638	317

The Surgical Instruments of the Hindus.

Plate LXXX.



1



2



3



4



5



6



7



8

PLATE LXXXI.

FIGURE.	PAGE.
1.—Khala 318
2.—Pestle and mortar (modern) A. H. Fig. 9502	... 318
3.—Balance or Mānadaṇḍa 324
4.—Peṣana Śilā or Grind stone 327
5.—Stone slab and muller 327
6.—Sukti 326
7.—Medicine spoon (Modern) A. H. Fig. 9379	... 326

PLATE LXXXII.

FIGURE.				PAGE.
1.—Hot vessels	321
2.—Vapour Bath	322
3.—The same (modern). B. B. Fig. 407	322
4.—Cloth tent	322
5.—Droni	323

The Surgical Instruments of the Hindus.

Plate LXXXII.



1



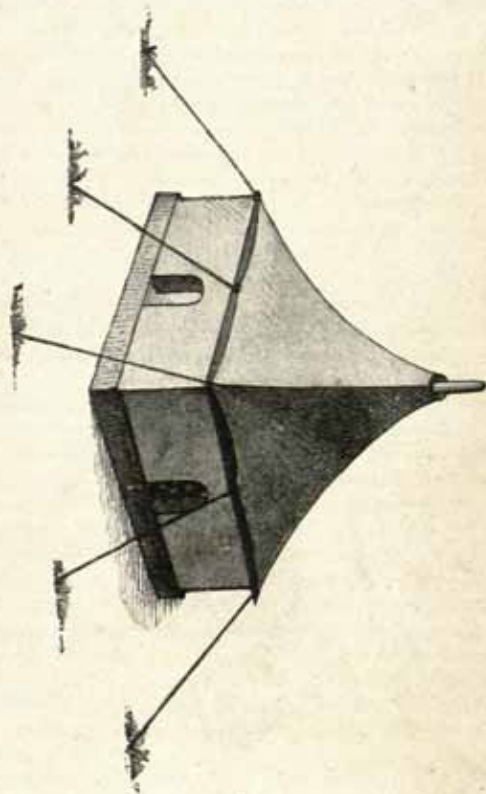
2



3



5



4



See Vol II

CATALOGUED X

11. 11. 1911



Central Archaeological Library,
NEW DELHI.

91780954 8861
Call No. G17.910954/MUK

Author—Mukhopadhyaya. G.
N

Title—The Surgical Instrum-
ents of the Hindus.
Vol-II

"A book that is shut is but a block"

CENTRAL ARCHAEOLOGICAL LIBRARY
GOVT. OF INDIA
Department of Archaeology
NEW DELHI.

Please help us to keep the book
clean and moving.